Supplementary Document

Financial Results for 2Q of FY3/27 & Revised Business Forecasts for FY3/27

Nov. 2026

PENTA-OCEAN CONSTRUCTION

Contents

Financial Results for 2Q of FY3/27

- Orders Received for 2Q of FY3/27 (Non-Consolidated) ‥ 1
- Business Results for 2Q of FY3/27 ‥‥‥‥‥‥‥‥‥‥ 2
- Revision of Full-Year Business Forecast ‥‥‥‥‥‥‥ 3
- Trends of Sales & Operating Profit by Business Unit (Consolidated, Full Year) ‥‥‥‥‥‥‥‥‥‥‥‥‥‥‥‥ 4
- Financial Planning & Shareholder Returns ‥‥‥‥‥‥ 5
- Shareholder Composition ‥‥‥‥‥‥‥‥‥‥‥‥‥‥ 6
- Major Projects Awarded and Projects with Substantial Construction Revenues for the First Half of FY3/27 ‥‥‥ 7

TOPICS

- Practicing Sustainability Management ‥‥‥‥‥‥‥‥ 8
- Domestic Civil Engineering
  – Tackling Offshore Wind Construction ‥‥‥‥‥‥‥‥‥‥ 9
- Domestic Civil Engineering
  – Major Project Completions in the First Half of FY 3/27 ‥‥‥‥‥ 10
- Domestic Building Construction
  – Completion of Grand City Tower Tsukishima ‥‥‥‥‥‥‥‥ 11
- Domestic Building Construction
  – Major Project Completions in the First Half of FY 3/27 ‥‥‥‥‥ 12
- Overseas
  – Major Substantial Completions and Other Projects in the First Half of FY3/27 ‥‥‥‥‥‥‥‥‥‥‥‥‥‥‥‥‥‥‥‥‥‥‥‥‥‥‥‥ 13
- Overseas
  – Ongoing Projects in Singapore, Operational Status of Major Vessels ‥ 14
- Overseas
  – Ongoing Projects in Hong Kong and Other Countries ‥‥‥‥‥ 15

■ Orders Received for 2Q of FY3/27 (Non-Consolidated)

- Domestic Civil Engineering: Increase YoY (significant increase in public works orders including defense-related projects, along with robust private investment)
- Domestic Building Construction: Decrease YoY (despite securing large-scale orders including a factory, decreased reflecting the reactionary impact of a major logistics project order in the previous year)
- Overseas: Decrease YoY (despite securing a large-scale building construction project in Hong Kong, decreased due to the absence of major civil engineering orders)

(JPY bn)

		2nd Quarter				Full Year		
		FY3/26 2Q ①	FY3/27 2Q ②	Change fm FY3/26 2Q ②-①	YoY	FY3/26	FY3/27 F (May 2026) ③	Achievement ratio ②/③
Domestic Civil Engineering	Public Sector	82.9	124.7	41.8	50.4%	225.5	220.0	56.7%
	Private Sector	42.9	47.2	4.3	10.1%	89.3	80.0	59.0%
	Total	125.8	171.9	46.1	36.6%	314.7	300.0	57.3%
Domestic Building Construction	Public Sector	5.2	11.3	6.1	117.4%	46.6	40.0	28.4%
	Private Sector	151.8	122.8	-29.0	-19.1%	284.4	290.0	42.3%
	Total	157.1	134.1	-23.0	-14.6%	331.1	330.0	40.6%
Overseas	Civil Engineering	172.4	14.8	-157.6	-91.4%	200.0	90.0	16.5%
	Building Construction	4.4	46.2	41.8	961.5%	5.3	60.0	77.0%
	Total	176.7	61.0	-115.7	-65.5%	205.3	150.0	40.7%
	Civil Engineering	298.2	186.7	-111.5	-37.4%	514.7	390.0	47.9%
	Building Construction	161.4	180.3	18.9	11.7%	336.4	390.0	46.2%
Construction Total		459.6	367.1	-92.5	-20.1%	851.1	780.0	47.1%
Others		0.2	0.2	0.0	1.7%	0.3	0.5	31.0%
Total		459.8	367.2	-92.6	-20.1%	851.4	780.5	47.1%

Business Results for 2Q of FY3/27

Achieved Substantial Growth in Both Net Sales and Profit, Culminating in Record-High Results for Each – Improved Profitability in Domestic Building Construction Significantly Contributed to Overall Performance

【Consolidated】

○Net Sales: JPY 398.0 bn (Up JPY 19.0 bn, or up 5.0% YoY)
- Domestic Civil Engineering: Increased driven by steady progress on a large-scale port and harbour construction projects, etc.
- Domestic Building Construction: Steady progress on substantial projects in hand according to plan
- Overseas: Increased supported by steady progress of projects in hand

○Total Gross Profit: JPY 48.1 bn (Up JPY 9.0 bn, or up 22.8% YoY)
- Domestic Civil Engineering: Profit increased driven by sales growth and improved project profitability (Gross profit margin 17.6%, +0.6 pts. YoY)
- Domestic Building Construction: Significant profit growth driven by improved project profitability (Gross profit margin 14.5%, +6.3 pts. YoY) which offset the impact of lower net sales
- Overseas: While profit declined due to additional losses incurred by UG M&E, non-consolidated profit increased (full-year gross profit projected to return to profitability)

○Operating Profit: JPY 32.4 bn (Up JPY 6.6 bn, or up 25.5% YoY)

○Ordinary Income: JPY 30.5 bn (Up JPY 5.4 bn, or up 21.5% YoY)
*Decrease in FX gain (Down JPY 0.6 bn YoY) and increase in interest expenses (Up JPY 0.5 bn YoY)

○Net Income: JPY 19.8 bn (Up JPY 2.7 bn, or up 15.8% YoY)

Revision of Full-Year Forecast【Consolidated】

○Net Sales: JPY 818.0 bn (unchanged compared to the initial forecast)
○Total Gross Profit: JPY 95.0 bn (Up JPY 6.0 bn)
*Domestic Civil Engineering (Up JPY 1.0 bn), Domestic Building Construction (Up JPY 6.5 bn), Overseas (Down JPY 2.0 bn)
○Operating Profit: JPY 63.0 bn (Up JPY 4.0 bn)
*Increase in SG&A Expenses (Up JPY 2.0 bn)
○Net Income: JPY 38.0 bn (Up JPY 3.0 bn)

(JPY bn)

	Non-Consolidated 2nd Quarter						Consolidated 2nd Quarter					
	FY3/26 2Q		FY3/27 2Q		Change from FY3/26 2Q		FY3/26 2Q		FY3/27 2Q		Change from FY3/26 2Q	
Domestic Civil	140.4		146.2		5.8		152.5		165.0		12.5	
Domestic Building	139.1		125.8		-13.3		140.2		128.7		-11.5	
Overseas	77.2		97.6		20.4		80.2		97.8		17.6	
Others	0.2		0.2		-		6.0		6.5		0.5	
Net Sales	356.9		369.8		12.9		379.0		398.0		19.0	
Domestic Civil	22.8	16.2%	26.7	18.3%	3.9	2.1p	25.9	17.0%	29.0	17.6%	3.1	0.6p
Domestic Building	11.2	8.1%	18.1	14.4%	6.9	6.3p	11.5	8.2%	18.6	14.5%	7.1	6.3p
Overseas	0.5	0.7%	0.8	0.8%	0.3	0.1p	0.9	1.2%	-0.8	-0.8%	-1.7	-2.0p
Others	0.1	50.1%	0.1	51.8%	-	1.7p	0.8	12.6%	1.2	18.7%	0.4	6.1p
Total Gross Profit	34.6	9.7%	45.7	12.4%	11.1	2.7p	39.1	10.3%	48.1	12.1%	9.0	1.8p
SG & A	12.1	3.4%	14.4	3.9%	2.3	0.5p	13.3	3.5%	15.7	3.9%	2.4	0.4p
Domestic Civil	15.9	11.3%	18.3	12.5%	2.4	1.2p	18.6	12.2%	20.2	12.2%	1.6	0.0p
Domestic Building	7.0	5.0%	13.4	10.6%	6.4	5.6p	7.2	5.2%	13.8	10.7%	6.6	5.5p
Overseas	-0.5	-0.7%	-0.5	-0.5%	-	0.2p	-0.4	-0.5%	-2.4	-2.4%	-2.0	-1.9p
Others	0.1	43.1%	0.1	44.5%	-	1.4p	0.4	6.1%	0.8	12.4%	0.4	6.3p
Operating Profit	22.5	6.3%	31.3	8.5%	8.8	2.2p	25.8	6.8%	32.4	8.1%	6.6	1.3p
Non-Operating Income or Expenses	-0.8		-4.0		-3.2		-0.7		-1.9		-1.2	
Ordinary Income	21.6	6.1%	27.4	7.4%	5.8	1.3p	25.1	6.6%	30.5	7.7%	5.4	1.1p
Extraordinary Income or Expenses	-0.1		0.0		0.1		-0.1		0.3		0.4	
Income before Taxes	21.5	6.0%	27.4	7.4%	5.9	1.4p	25.0	6.6%	30.8	7.8%	5.8	1.2p
Net Income	14.8	4.2%	18.0	4.9%	3.2	0.7p	17.1	4.5%	19.8	5.0%	2.7	0.5p

	FY3/26		FY3/27 2Q		Change from FY3/26		FY3/26		FY3/27 2Q		Change from FY3/26	
Total Assets	735.8		810.7		74.9		790.4		867.6		77.2	
Net Assets	161.6	22.0%	162.7	20.1%	1.1	-1.9p	199.0	25.1%	201.3	23.1%	2.3	-2.0p
Interest-bearing Debt	170.8	23.2%	291.3	35.9%	120.5	12.7p	196.1	24.8%	317.1	36.5%	121.0	11.7p
Cash and Deposits	64.4		40.0		-24.4		71.8		52.0		-19.8	
Net Debt	106.5	14.5%	251.2	31.0%	144.7	16.5p	124.4	15.7%	265.1	30.6%	140.7	14.9p

Revision of Full-Year Business Forecast

(JPY bn)

	Non-Consolidated										Consolidated									
	FY3/26		FY3/27F (May 2026)		FY3/27F (Nov 2026)		Change from FY3/27F (May 2026)		Change from FY3/26		FY3/26		FY3/27F (May 2026)		FY3/27F (Nov 2026)		Change from FY3/27F (May 2026)		Change from FY3/26	
Domestic Civil Engineering	314.7		300.0		**300.0**		0.0		-14.7											
Domestic Building Construction	331.1		330.0		**330.0**		0.0		-1.1											
Overseas	205.3		150.0		**150.0**		0.0		-55.3											
Construction Total Orders Received	851.1		780.0		**780.0**		0.0		-71.1											
Domestic Civil Engineering	297.5		300.0		**300.0**		0.0	0.0%	2.5	0.8%	325.9		325.0		**325.0**		0.0	0.0%	-0.9	-0.3%
Domestic Building Construction	270.6		270.0		**270.0**		0.0	0.0%	-0.6	-0.2%	273.4		275.0		**275.0**		0.0	0.0%	1.6	0.6%
Overseas	177.1		200.0		**200.0**		0.0	0.0%	22.9	12.9%	181.8		205.0		**205.0**		0.0	0.0%	23.2	12.8%
Others	0.3		0.5		**0.5**		0.0	0.0%	0.2	63.1%	13.2		13.0		**13.0**		0.0	0.0%	-0.2	-1.3%
Net Sales	745.5		770.5		**770.5**		0.0	0.0%	25.0	3.4%	794.3		818.0		**818.0**		0.0	0.0%	23.7	3.0%
Domestic Civil Engineering	50.5	17.0%	52.0	17.3%	**52.0**	**17.3%**	0.0	0.0%	1.5	2.9%	55.5	17.0%	53.5	16.5%	**54.5**	**16.8%**	1.0	1.9%	-1.0	-1.8%
Domestic Building Construction	25.2	9.3%	26.5	9.8%	**33.0**	**12.2%**	6.5	24.5%	7.8	30.7%	25.9	9.5%	27.5	10.0%	**34.0**	**12.4%**	6.5	23.6%	8.1	31.5%
Overseas	0.8	0.5%	5.0	2.5%	**5.0**	**2.5%**	0.0	0.0%	4.2	495.0%	-0.3	-0.2%	6.0	2.9%	**4.0**	**2.0%**	-2.0	-33.3%	4.3	-
Others	0.2	51.3%	0.0	0.0%	**0.0**	**0.0%**	0.0	-	-0.2	-100.0%	2.3	17.6%	2.0	15.4%	**2.5**	**19.2%**	0.5	25.0%	0.2	7.8%
Total Gross Profit	76.8	10.3%	83.5	10.8%	**90.0**	**11.7%**	6.5	7.8%	13.2	17.3%	83.3	10.5%	89.0	10.9%	**95.0**	**11.6%**	6.0	6.7%	11.7	14.0%
SG & A	25.6	3.4%	27.5	3.6%	**29.5**	**3.8%**	2.0	7.3%	3.9	15.3%	28.0	3.5%	30.0	3.7%	**32.0**	**3.9%**	2.0	6.7%	4.0	14.2%
Domestic Civil Engineering	36.1	12.1%	36.5	12.2%	**35.0**	**11.7%**	-1.5	-4.1%	-1.1	-2.9%	40.2	12.3%	37.0	11.4%	**36.5**	**11.2%**	-0.5	-1.4%	-3.7	-9.2%
Domestic Building Construction	16.4	6.1%	17.0	6.3%	**23.0**	**8.5%**	6.0	35.3%	6.6	40.2%	16.8	6.1%	17.8	6.5%	**23.8**	**8.7%**	6.0	33.7%	7.0	41.6%
Overseas	-1.4	-0.8%	2.5	1.3%	**2.5**	**1.3%**	0.0	0.0%	3.9	-	-3.2	-1.8%	3.0	1.5%	**1.0**	**0.5%**	-2.0	-66.7%	4.2	-
Others	0.1	43.8%	0.0	0.0%	**0.0**	**0.0%**	0.0	-	-0.1	-100.0%	1.5	11.6%	1.2	9.2%	**1.7**	**13.1%**	0.5	41.7%	0.2	11.4%
Operating Profit	51.2	6.9%	56.0	7.3%	**60.5**	**7.9%**	4.5	8.0%	9.3	18.2%	55.3	7.0%	59.0	7.2%	**63.0**	**7.7%**	4.0	6.8%	7.7	13.9%
Non-Operating Income or Expenses	-2.0		-3.5		**-6.0**		-2.5	-	-4.0	-	-2.1		-5.0		**-7.0**		-2.0	-	-4.9	-
Ordinary Income	49.2	6.6%	52.5	6.8%	**54.5**	**7.1%**	2.0	3.8%	5.3	10.9%	53.2	6.7%	54.0	6.6%	**56.0**	**6.8%**	2.0	3.7%	2.8	5.3%
Extraordinary Income or Losses	-1.9		-1.0		**0.5**		1.5	-	2.4	-	-0.7		-1.0		**0.5**		1.5	-	1.2	-
Income before Taxes	47.2	6.3%	51.5	6.7%	**55.0**	**7.1%**	3.5	6.8%	7.8	16.5%	52.5	6.6%	53.0	6.5%	**56.5**	**6.9%**	3.5	6.6%	4.0	7.6%
Net Income	31.6	4.2%	34.0	4.4%	**37.0**	**4.8%**	3.0	8.8%	5.4	17.0%	34.7	4.4%	35.0	4.3%	**38.0**	**4.6%**	3.0	8.6%	3.3	9.5%
Earning per share (yen)	114.5		126.2		**137.7**		11.5		23.2		125.6		129.9		**141.4**		11.5		15.8	
Total Assets	735.8		760.0		**760.0**						790.4		820.0		**820.0**					
Net Assets	161.6	22.0%	170.1	22.4%	**173.1**	**22.8%**					199.0	25.1%	208.5	25.6%	**211.5**	**25.9%**				
Interest-bearing Debt	170.8	23.2%	157.7	20.8%	**157.7**	**20.8%**					196.1	24.8%	185.0	22.6%	**185.0**	**22.6%**				
Cash and Deposits	64.4		52.3		**52.3**						71.8		59.8		**59.8**					
Net Interest-bearing Debt	106.5	14.5%	105.4	13.9%	**105.4**	**13.9%**					124.4	15.7%	125.2	15.3%	**125.2**	**15.3%**				
Net D/E Ratio (Point)	0.7		0.6		**0.6**						0.6		0.6		**0.6**					
Return On Equity (ROE)	20.7%		20.5%		**22.1%**						18.7%		17.2%		**18.5%**					

Trends of Sales & Operating Profit by Business Unit
(Consolidated, Full-Year)

● Domestic Civil Engineering

(JPY bn)

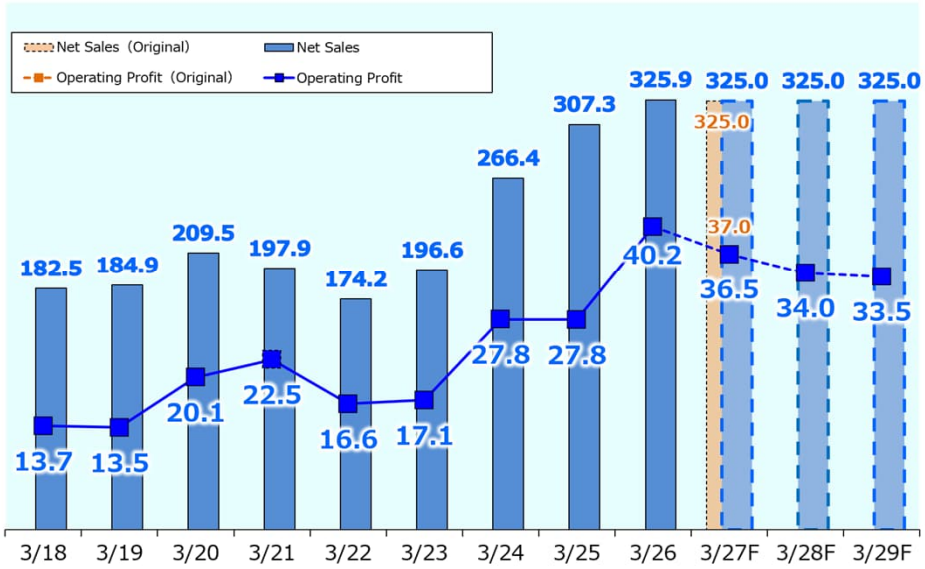

● Domestic Building Construction

(JPY bn)

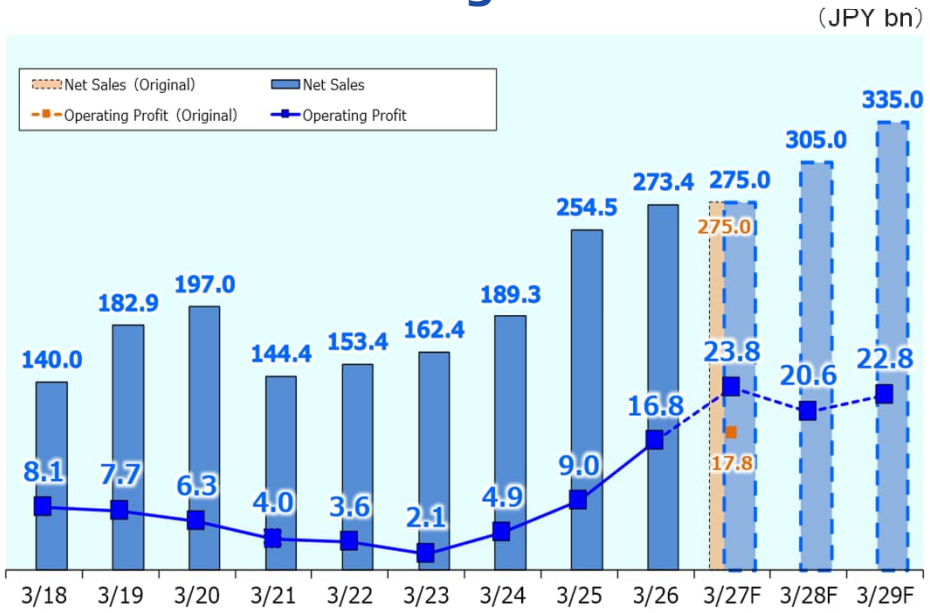

● Overseas

(JPY bn)

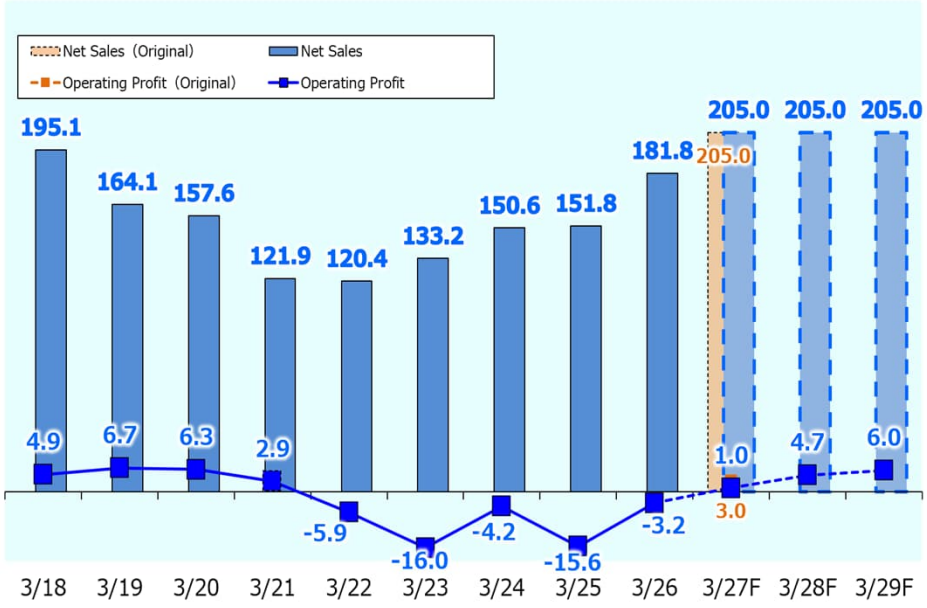

● Total

(JPY bn)

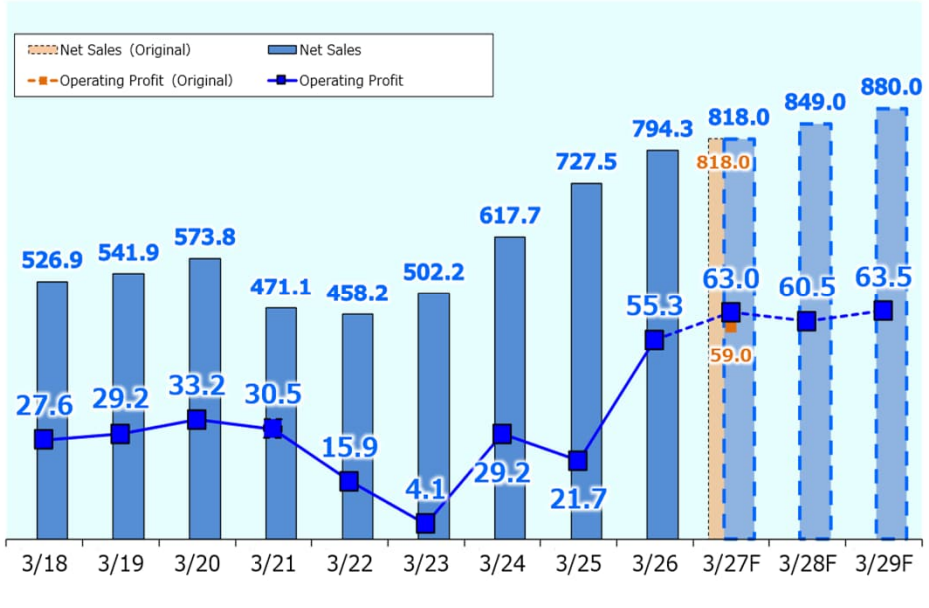

■ Financial Planning & Shareholder Returns

●Financial Planning – Strategic Investments and Responding to Rising Interest Rates

○Securing Funds for Growth Investments and Shareholder Returns

・Net sales from completed construction remain high ⇒ Operating CF also remains at a high level

・ Securing funds for growth investments (offshore wind vessels, DX investments, etc.)

・ Procuring necessary funds and strengthening management of the interest-bearing debt balance

⇒ Funding growth investments through strategic corporate bond issuances

⇒ Maintaining interest-bearing debt within around 3x EBITDA and ensuring its effective use

○ Responding to Increasing Working Capital

・Advance payments made during the period increased significantly in line with the growth in business volume

⇒ Thorough cash flow management in view of interest costs

⇒ Minimizing the increase in interest expenses due to surging interest rates to the maximum extent possible

・ 2Q: Continuous sales growth (+JPY 19.0 bn YoY) led to a temporary increase in upfront cash outflows for construction cost payments (Operating CF: -JPY 113.0 bn), Interest expenses increased (+JPY 0.5 bn YoY in 2Q)

・ Full Year: Collection of contract receivables will progress in the second half (projected Operating CF : +JPY 56.0 bn forecast)

●Shareholder Returns

○ Targets for Shareholder Returns

① Consolidated dividend payout ratio of 40% or higher

② Total share buybacks of JPY 30.0 bn (FY 3/27 – FY 3/29: JPY 5.0 bn each in 1H and 2H)

○ Outlook for Interim and Year-End Dividends

・ Interim dividend of JPY 26 (in line with the initial plan)

・ Year-end dividend of JPY 26 or higher (subject to review to target consolidated dividend payout ratio of 40% or higher, based on full-year financial results, scheduled to be announced in May 2027)

●Trends in Cross-Shareholdings – Targeting to Reduce Holdings to Less than 10% of Net Assets by the End of FY 3/29

・Planning to sell around 10 strategic shareholdings in FY 3/27 (including 3 partial sales)

・Continuing to reduce holdings in consideration of business relationships, aiming to bring the total below 10% of net assets by the end of FY 3/29

Balance of interest-bearing debt

(JPY bn)

	Entire Term			2Q	
	3/25	3/26	3/27F	3/26	3/27
Consolidated					
Cash flow from operations	-23.3	68.4	56.0	-93.0	-113.0
Cash flow from investment	-23.2	-66.3	-31.0	-31.2	-11.1
Cash flow from financing	43.9	9.6	-37.0	143.1	104.7
Balance of cash and deposit	57.3	71.8	59.8	77.0	52.0
Balance of debt with interest	166.5	196.1	185.0	318.5	317.1
(of which, related to vessels)	(37.4)	(60.7)	(62.6)	(49.0)	(61.7)
(Change from the previous year)	56.2	29.6	-11.1	152.0	121.0
Interest-bearing Debt	109.2	124.4	125.2	241.5	265.1
Non-Consolidated					
Balance of cash and deposit	51.2	64.4	52.3	63.3	40.0
Balance of debt with interest	155.4	170.8	157.7	296.4	291.3
(of which, related to vessels)	(28.0)	(37.0)	(37.0)	(28.0)	(37.0)
(Change from the previous year)	56.2	15.4	-13.1	141.0	120.5

* CF: Consolidated cash flow statement
* Term-end fund balance: cash and deposits on B/S
* Borrowings related to work vessels
  - Non-Consolidated: JRTT(the Fiscal Investment and Loan Program)
  - Consolidated: in addition to Non-consolidated, Kajima Corporation, Yorigami Maritime Construction, DEME Offshore

Trends in Shareholder Returns (Consolidated)

	3/25 Result	3/26 Result			3/27 Forecast		
		2Q	4Q	total	2Q	4Q	total
Dividend per share (Yen)	24	17	31	48	26	26 or higher	52 or higher
Dividend payout ratio (%)	54.5	38.1			40 or higher		
Share buyback(Billion Yen)	5.0	5.0	5.0	10.0	5.0	5.0	10.0
Share repurchase ratio (%)	40.1	28.8			26.3		
Total payout ratio (%)	94.6	66.9			66.3 or higher		

. Note: The year-end dividend will be reviewed in light of full-year financial results

Shareholder Composition (As of 30 Sep 2026)

- Issued common stock: 286,013,910, including 14,854,714 of the treasury stocks
- Number of shareholders: 81,461 (up 9,195 over the previous term)
- Shareholder composition: Domestic institutional investors, etc.28.0% (up 1.6p), Foreign institutional investors, etc.31.0% (down 3.4p), Individual owners 26.8% (up 1.8p), Financial institutions 10.8% (down 0.0p), Other domestic corporations 3.3% (down 0.1p)
  → Institutional investors in and out of Japan 59.1% (down 1.7p)

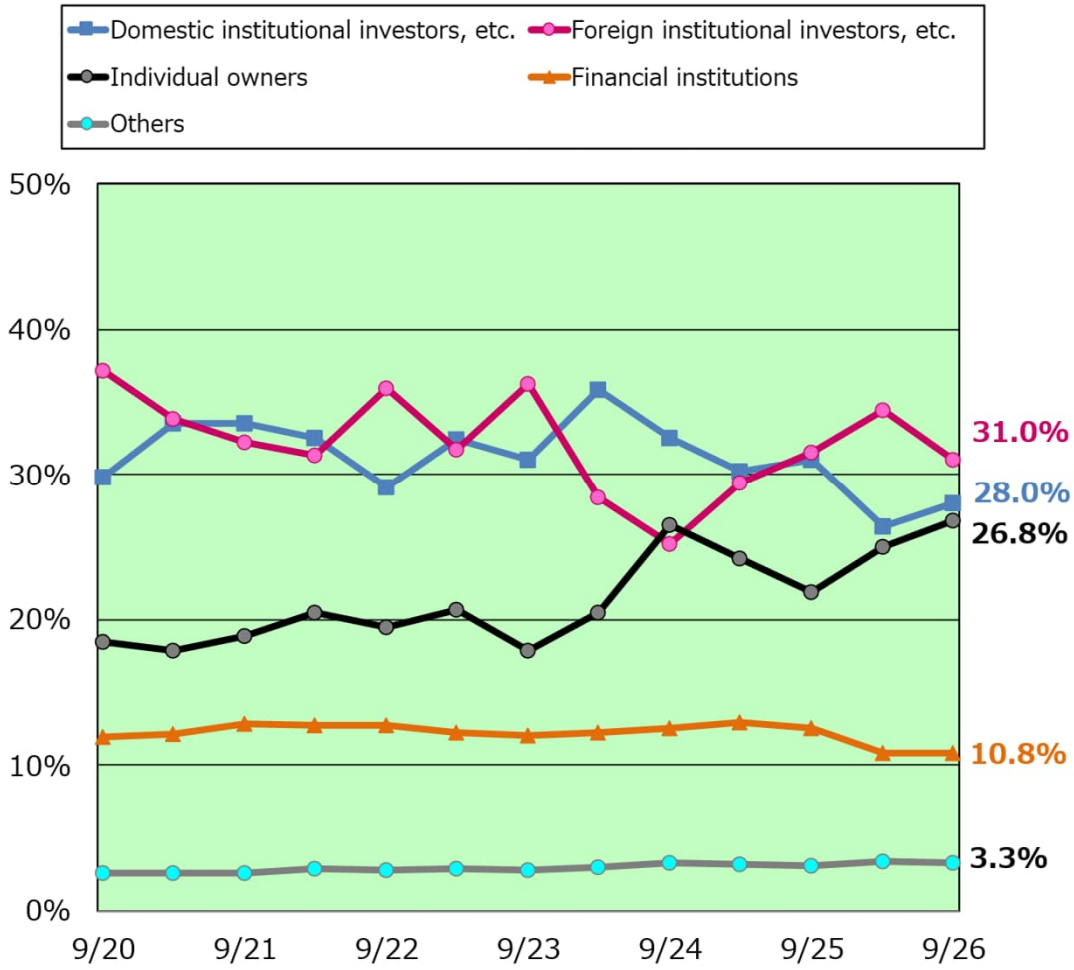

Top 10 shareholders

Name of shareholders	Shares held (in thousands)	Voting right ratio(%)
The Master Trust Bank of Japan, Ltd. (Trust account)	43,013	15.9
Custody Bank of Japan, Ltd. (Trust account)	17,163	6.3
STATE STREET BANK AND TRUST COMPANY 505001	9,947	3.7
STATE STREET BANK AND TRUST COMPANY 505223	8,373	3.1
Meiji Yasuda Life Insurance Company	5,990	2.2
Mizuho Bank, Ltd.	5,647	2.1
Sompo Japan Insurance Inc.	4,280	1.6
Penta-Ocean Construction Partner Shareholding Association	4,222	1.6
JP Morgan Chase Bank 385781	3,884	1.4
Sumitomo Realty & Development Co., Ltd.	3,837	1.4
Total held by top 10 shareholders	106,359	39.2

Major Projects Awarded and Projects with Substantial Construction Revenues for the First Half of FY3/27

		Client	Project name	Project site	Contract amount (JPY bn)			Construction period
Awarded projects	Domestic Civil Engineering	Okinawa Defense Bureau	Camp Schwab (R8) C-1 Seawall New Construction Project	Okinawa	25.2 (JV50.4)			Sep-26 – Dec-29
		East Nippon Expressway Co., Ltd.	Seismic Reinforcement Works of Iwaki-Chuo Bridge and 5 Other Bridges on Joban Expressway	Fukushima	4.9			Sep-26 – May-31
		Kyushu Defense Bureau	New Construction Work of Sakibe Pier in Sasebo (R8)(Phase 1)	Nagasaki	3.7 (JV6.2)			Aug-26 – Mar-29
	Domestic Building Construction	Isuzu Motors Ltd.	(Tentative Name) Isuzu Motors Takaishi Vehicle Center New Construction Project	Osaka	Undisclosed			Jul-26 – Feb-28
		Isuzu Motors Ltd.	Renovation Work for Infrastructure Setup at the South Side of No.3 Factory	Tochigi	Undisclosed			Apr-26 – Sep-27
		IYOTETSU Group Co., Ltd.	IYOTETSU Ichibancho Center Building New Construction Project	Ehime	Undisclosed			Jul-25 – Dec-28
	Overseas	The Hong Kong Polytechnic University	Campus Expansion at Ho Man Tin Slope for The Hong Kong Polytechnic University	Hong Kong	41.8			Undisclosed
		Gov't of the Hong Kong	Reprovisioning of Victoria Public Mortuary	Hong Kong	13.8			1,079 days
		Dialog Plant Services Sdn. Bhd.	Engineering Procurement And Construction (Epc) Of Jetty 3 Expansion & Associated Dredging (Phase 1)	Malaysia	5.5			Apr-26 – Aug-27
		Client	Project name	Project site	Construction sales for 2Q (JPY bn)	Cumulative contract amount (JPY bn)	Progress rate	Construction period
Projects with sales	Domestic Civil Engineering	Kyushu Regional Development Bureau	Reiwa 4 Mageshima Mooring Facility etc. Construction Project	Kagoshima	21.5	163.6 (JV261.7)	83.8%	Oct-22 – Mar-27
		Tohoku Defense Bureau	JMSDF Ominato District (Reiwa 6 Budget) Dredging Works (part 1)	Aomori	3.3	5.0 (JV7.2)	66.5%	Feb-25 – Mar-28
		Japan Railway Construction, Transport and Technology Agency	Construction work of the Osyamanbe Station Viaduct	Hokkaido	2.7	15.0 (JV29.9)	44.1%	Oct-23 – Jun-27
	Domestic Building Construction	Tsukishima 3-chome North District Urban Redevelopment Cooperative	Tsukishima 3-chome North District Type 1 Urban Redevelopment Project New Construction	Tokyo	7.0	69.1	100.0%	Mar-22 – Sep-26
		South Kanto Defense Bureau	Takeyama (Reiwa 6 Supplementary Budget) Development of New Training Facility, etc. (Part 1, Part 2, Part 3)	Kanagawa	6.6	47.3 (JV90.9)	29.1%	Jan-25 – Mar-28
		Kuki City	(Tentative name) Construction and Operation of Kuki City New Waste Treatment Facility	Saitama	4.0	18.2	83.4%	Oct-22 – Mar-29
	Overseas	Ministry of Health, Singapore	Elective Care Centre and National Dental Centre	Singapore	21.6	115.8	76.5%	Undisclosed
		Land Transport Authority of Singapore	Contract T232 - Construction of Station,Tunnels and CIQ Building for Rapid Transit System (RTS) Link	Singapore	14.4	101.5	97.2%	Nov-20 – Nov-26
		Changi Airport Group Pte. Ltd	Proposed Development of Megaspine (Intra-Terminal Tunnels), T5C Advance Works and Ventilation Building at Changi East	Singapore	9.7	87.2 (JV124.6)	15.1%	4 years over

TOPICS

■ Practicing Sustainability Management

● Creating Mechanisms to Advance Sustainability Management

Sustainability Initiatives Begin on Site

Driving sustainability-conscious operations in partnership with subcontractors and business partners

○ Sustainability Morning Briefings

・Promoting on-site sustainability awareness and understanding

Conducting weekly Sustainability Morning Briefings on key materiality topics in Japan and overseas construction sites (initiated in Japan in FY 3/25 and expanded overseas in FY 3/26)

・Creating multilingual posters introducing practical examples (in Japanese, English, Chinese, Vietnamese, and Indonesian languages)

○ Sustainability Awards

・Commending excellent on-site sustainability efforts and expanding them company-wide

Conducted annually across Japan and overseas offices (initiated in Singapore in FY 3/25, and in Japan and Hong Kong in FY 3/26. In FY 3/26, the number of applications increased year-on-year to 285 in Japan and 20 overseas.


Sustainability Morning Briefing (Singapore


Sharing contents of morning briefings using posters and videos



Sustainability Awards (Singapore)


Award Winning Project (Japan)
(Regular patrols led by foreign national workders)

● Review of Materiality (Key Priorities) and Enhancement of Initiatives

Reviewed Materiality formulated in 2023 in light of changes in the social environment, stakeholder requests, and changes in the company's business landscape (disclosed in May 2026). The eight Materiality remains unchanged, but critical initiatives and KPIs have been newly added.

○ Respect for Human Rights

・Continuous global human rights due diligence (DD) monitoring covering the Group companies and business partners across seven overseas countries. In FY 3/27, followed up on improvement measures and conducted specialized monitoring of foreign national temporary workers in July 2026.

・Conducted monitoring for business partners using self-assessment questionnaires from July 2026

○ Sustainable supply chain

・Conducted training and briefing sessions on policies and guidelines for POC employees and business partners in Japan as well as major overseas offices, including Singapore and Hong Kong, from June 2026

・Monitored the implementation status of initiatives among major business partners from July 2026

(Japan: 1,017 business partners, 84% response rate; overseas: in progress)

○ Conservation of Biodiversity

・Initiated information disclosure based on TNFD recommendations in May 2026

・Advancing initiatives to achieve nature-positive outcome, including the conservation and creation of aquatic environments, areas of our core strengths

○ Promotion of Effective Governance

・Formulated the Information Security Policy in September 2026 and disclosed company-wide policies for the protection and management of information assets, including governance over emerging technologies such as generative AI

● External Appraisal

Newly selected as a constituent of the FTSE JPX Blossom Japan Index in July 2026

FTSE JPX Blossom Japan Index

FTSE JPX Blossom Japan Sector Relative Index

Domestic Civil Engineering
– Tackling Offshore Wind Construction

○ Expanding from Port Areas to General Sea Areas
- Commencement of Full-Scale Offshore Wind Construction

● Offshore Wind Farm Project off the Coast of Oga, Katagami and Akita Cities, Akita Prefecture

・Capacity: 15 MW x 21 units (total output 315 MW)
・Scheduled start of commercial operations: June 30, 2028 (turbine foundation construction slated for April 2027)
・Turbine foundation construction: A 1,600t lifting capacity offshore installation vessel **"CP-16001"** will be deployed
*To be constructed by Kajima Corporation
・Wind turbine construction: A 1,600t lifting capacity self-propelled offshore installation vessel **"Sea Challenger"** will be deployed

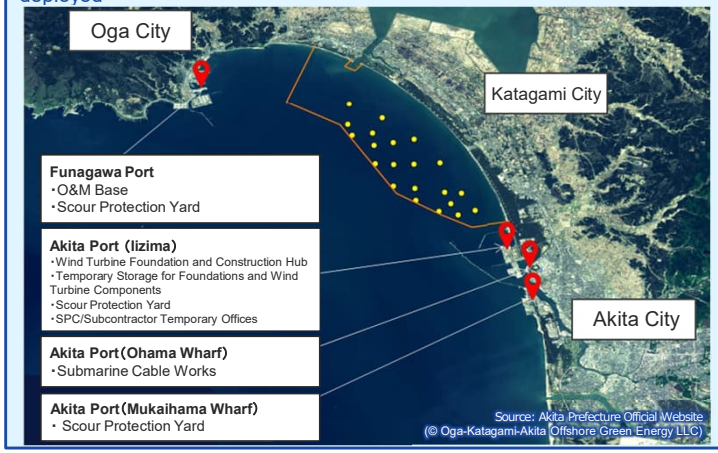

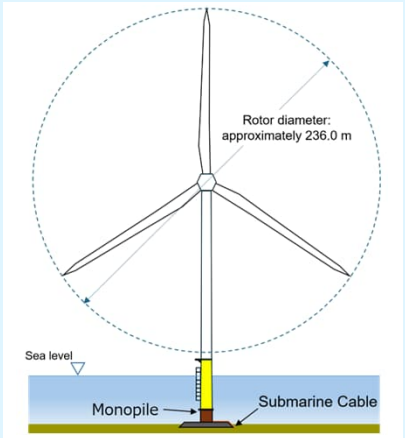

● Large Offshore Installation Vessel "Sea Challenger" Arrived in Japan Following Operations in Taiwan

・Major upgrades, including enhancement of crane lifting capacity (from 900t to 1,600t) (completed in December 2025)
・Successfully completed construction for Taiwan's "Hai Long 3" offshore wind project by DEME
*Capacity: 14MW class x 36 units (total output: 512MW), completed in August 2026
・Currently undergoing reflagging to the Japanese registry for the upcoming project (Oga-Katagami-Akita)







● Construction of Large Work Vessels - Leading the Offshore Wind Construction in Japan

• Constructing a world-class heavy lift vessel (HLV, 5,000t lifting capacity) to support larger foundations for upsized wind turbines
• Constructing a world-class, state-of-the-art cable laying vessel (CLV), eyeing future development of floating offshore wind projects in EEZ waters





● Double Award: the JSCE Technology Award and JFCC Civil Engineering Award

"**Kitakyushu Hibikinada Offshore Wind Farm** – Paving the Way for the Future of Offshore Wind
Overcoming challenges in the construction of Japan's largest offshore wind farm"
• Overcoming complex seabed conditions and harsh metocean environments through optimized foundation installation method and design
• Achieving both construction reliability and efficiency through an innovative installation and logistics system



Domestic Civil Engineering

– Major Project Completions in the First Half of FY 3/27



Ground Improvement Work For Runway A and Other Areas
At Tokyo International Airport
(Tokyo, Completed in June 2026)



Restoration and Improvement of Yata-Shin Pier (-7.5m) (Section 1 West) at Nanao Port, (Yata-Shin District), including Two Additional Projects)
(Ishikawa Pref., Completed in May 2026)



Disaster Recovery Construction of Noroshi Fishing Port (Noroshi Area)
(Ishikawa Pref., Completed in August 2026)



Reiwa 4 Shimizu West Coast Storm Surge Countermeasure Project
(Offshore Breakwater Construction)
(Shizuoka Pref., Completed in July 2026)



Revetment Construction for BPO Iwaya District Project
(Hyogo Pref., Completed in September 2026)



Construction of Torii Sluice Gate, Seawalls, and Related Structures
(Kainan Area, Wakayama-Shimotsu Port Coast)
(Wakayama Pref., Completed in May 2026)



Ground Improvement and Related Works (Zone 2) at Cargo Handling Area
(PC15-17), Port Island (Phase 2), Port of Kobe
(Hyogo Pref., Completed in June 2026)



Hiroshima-Kure Road: Tenno Construction Project
(Hiroshima Pref., Completed in August 2026)



Improvement of B-6 Section of Shimosaki North Breakwater,
(Phase 2) at Hirara Port (Main Port Area)
(Okinawa Pref., Completed in April 2026)

Domestic Building Construction

– Completion of Grand City Tower Tsukishima

○ Tsukishima 3-Chome Urban Redevelopment - A Multi-Use Tower Integrating Residential, Commercial and Public-Use Facilities (199m in Height, 1,285 Housing Units)
○ Leveraging POC Group's Collective Capabilities – Promotion of Progressive Initiatives to Drive Productivity Enhancement, DX, GX, DE&I

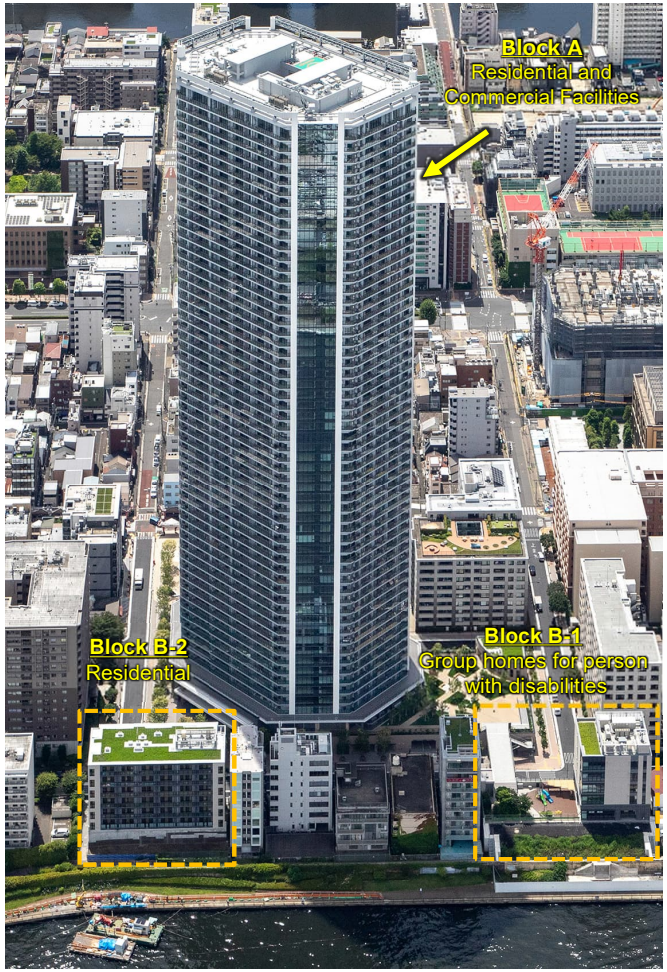





● Shortened Construction Period and Reduced CO_2 Emissions through Inter-Departmental Collaboration (GX)

○ Dump truck access was restricted on surrounding roads, making land transport of excavated soil from basement construction inefficient
→ In collaboration with the Civil Engineering Business Unit, marine-based transport of excavated soil using hopper barges was adopted. This approach shortened construction period by 2 months and reduced CO_2 emissions by over 40% compared to land transport by dump trucks.
→ A "genuine global general contractor" where interdepartmental collaboration is deeply ingrained

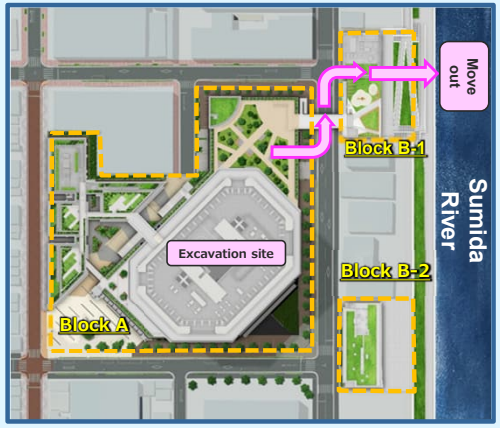



● Streamlining Construction through PCa (Precast Concrete)

・Optimized limited site space by early construction of low-rise sections to establish an on-site precast yard
・ Adopted full precast construction by utilizing prefabricated key structural elements, such as columns and beams, for efficient on-site assembly





● DX, GX, and DE&I Initiatives

○ Real-time visualisation of construction elevator operations (DX)
→Details available on our website

○ Converting Site Offices into ZEB (GX)

○ Construction of the Block B-1 by an all-female engineer team (DE&I)
→Scan the QR code on the right to watch the video

Domestic Building Construction

– Major Project Completions in the First Half of FY 3/27



Tsukishima 3-chome North District Urban Redevelopment Cooperative, GRAND CITY TOWER TSUKISHIMA (Tokyo, Completed in September 2026)



Sonodakai Medical Corporation, Sonoda Daiichi Hospital (Tokyo, Completed in September 2026)



IHI Corporation, South Repair Building, Tsurugashima Aero-Engine Works (Saitama Pref., Completed in September 2026)



Tosoh Corporation, New Research Building and Innovation Center (Kanagawa Pref., Completed in June 2026)



Marujyu Unyu Souko Co., Ltd., Higashi-Hiroshima Logistics Centre, Branch Office (Hiroshima Pref., Completed in July 2026)



Sakuradai Danchi Public Housing Reconstruction Project Cooperative, Promirise Aobadai (Kanagawa Pref., Completed in June 2026)



Hyuga City General Gymnasium (Hiyozaemon Arena Hyuga) (Miyazaki Pref., Completed in September 2026)

Overseas

— Major Substantial Completions and Other Projects in the First Half of FY 3/27

● Patimban Port Package 6, Indonesia【Substantial Completion】

○ Client: Government of the Republic of Indonesia
○ Contractor: POC / PP/ WIKA / Toyo / Rinkai Nissan / JAKON JV
○ Contract amount: Approx. JPY 44.0 bn (Total JV amount) ※ POC's portion: 50%







● Construction of Singapore-Malaysia Cross-Border Rail Facilities【Substantial Completion】

○ Client: Land Transport Authority of Singapore (LTA)
○ Contract amount:Approx. JPY 101.5 bn

*Location map: Singapore ④ (p.14)





● Toamasina Port Development Project (Package 2)

- Start of Operation and Opening Ceremony for the Partially Handed-Over Section

○ Client: Société du Port à gestion Autonome de Toamasina, Republic of Madagascar
○ Contractor: POC / Daiho JV
○ Contract amount: Approx. JPY 38.5 bn (Total JV amount)
※ POC's portion: 70%
○ Construction period: July 2020 – July 2028, Progress rate: 86%
• Partial handover of the 333-meter section of C4 Berth in March 2026
• Commemorative opening ceremony held in October 2026 following the start of operation





Overseas

— Ongoing Projects in Singapore and Operational Status of Major Vessels

○ Singapore – Ongoing Major Projects

No	Project Title（Client）	Outline･Period	Value(JPY bn) Progress rate
①	Finger 3 (Tuas Terminal Reclamation, Wharf Construction and Dredging Phase 2) （MPA）	Land reclamation Mar.2018－Mar.2027	56.5 88.0%
②	North-South Corridor (NSC) N105 Section（LTA）	Highway Tunnel Period:not disclosed	47.6 68.8%
③	A new annex to ICA Building and Retrofitting of ICA Building（MHA）	Addition of building works Period:not disclosed	29.4 78.9%
④	Contract T232 - Construction of Station,Tunnels and CIQ Building for Rapid Transit System (RTS) Link（LTA）	Immigration facilities & station Nov.2020－Nov.2026	101.5 97.2%
⑤	Contract CR117 - Design and Construction of Bright Hill Interchange Station and Tunnels（LTA）	Shield Tunnel & Station Period:not disclosed	58.2 66.8%
⑥	Elective Care Centre and National Dental Centre（MOH）	Medical facilities Period:not disclosed	115.8 76.5%
⑦	Addition and Alteration Works to Air Traffic Control Centre（CAAS）	Air Traffic Control Centre Period:not disclosed	35.5 18.3%
⑧	Proposed Development of Megaspine (Intra Terminal Tunnels)， T5C Advance works and Ventilation Building At Changi East（CAG）	Intra Terminal Tunnels Period:More than 4 Years	87.2 15.1%
⑨	Proposed Reclamation at Northern Tuas Basin（JTC Corporation）	Land reclamation Aug.2025－Jul.2030	37.5 14.4%

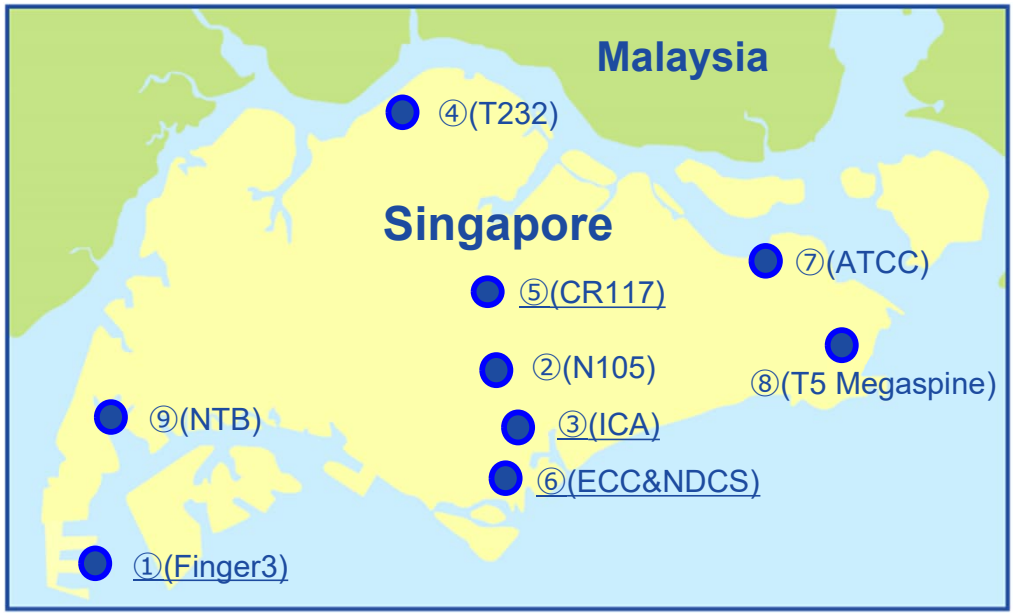









○ Operational status of major vessels (past results and plans)

Andromeda V

Vessel Type: Sea trailer (self-propelled suction hopper dredger)
Usage: Drag suction dredging
Dimension: Length 166.7m, Width 31.0m, Draught 12.5m
Year built: 1999



Cassiopeia V

Vessel Type: Self-propelled pump dredger
Usage: Cutter suction dredging
Dimension: Length 123.2m, Width 23.0m, Draught 9.3m
Year built: 2014



		FY3/26 (Results)	FY3/27 (1H Results and 2H Plan)
Andromeda V	Initial Plan / Latest Forecast		
Operation Period		10 months	7 months
Cassiopeia V	Initial Plan / Latest Forecast		
Operation Period		9 months	7 months

Overseas

– Ongoing Projects in Hong Kong and Other Countries

○ Hong Kong – Ongoing Major Projects

No	Project Title (Client)	Outline・Period	Value(JPY bn) Progress rate
①	Redevelopment of No.2 University Drive and IT Building (The University of Hong Kong)	University Facilities (3 buildings) Period : not disclosed	42.0 95.3%
②	Main Contract for Proposed Research Building 2: Life and Chemical Science and Technologies (The Hong Kong University of Science & Technology)	University Facilities Oct.2023－Nov.2026	9.6 96.3%
③	Main Contract Works for Main Stable Precinct Refurbishment at Shatin Racecourse ("STRC") (The Hong Kong Jockey Club)	Stable Precinct Refurbishment at Feb.2024－Sep.2029	Value: not disclosed 46.8%
④	Main Contract Works for Proposed 394 - Place Student Hostel in Area 39 (The Chinese University of Hong Kong)	Student Hostel Dec.2024－Aug.2027	7.8 39.4%
⑤	Hong Kong International Airport - Airport Tung Chung Link (Airport Authority Hong Kong)	Roads、Overpasses、Station Period : 46 Months	45.8 16.8%
⑥	Reprovisioning of Victoria Public Mortuary (Gov't of the Hong Kong)	Forensic Pathology Facility Period : 1,079 Days	13.8 0.0%
⑦	Campus Expansion at Ho Man Tin Slope (The Hong Kong Polytechnic University)	Student Hostel and Academic Buildings (2 buildings) Period : not disclosed	41.8 0.0%







○ Other countries – Ongoing ODA Projects

Matarbari Port Development Project Phase-1 Package 1 Procurement of Civil Works for Port Construction

- ○ Client : Chittagong Port Authority, Bangladesh
- ○ Contractor : POC / Toa Corporation JV
- ○ Contract amount : Approx. JPY 73.4 bn ※ POC portion: approx. JPY 47.7 bn (65%)
- ○ Construction period : 42 months

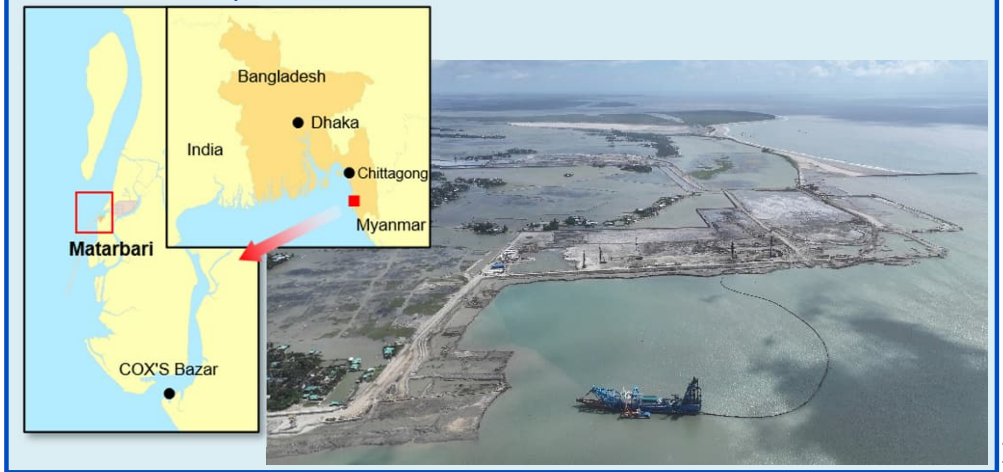

【Disclaimer】

This document contains forward-looking statements. These statements are not guarantees of future performance and involve risks and uncertainties. Actual results may differ materially from those contained in these forward-looking statements due to various factors.