

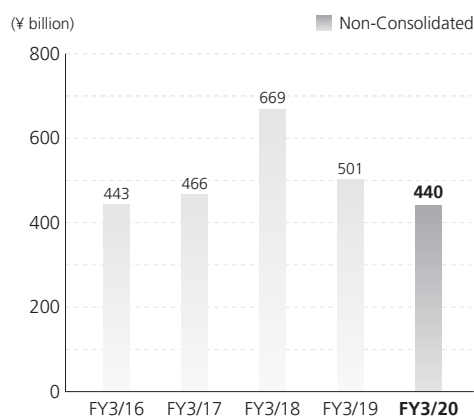
# Consolidated Financial Highlights

Penta-Ocean Construction Co., Ltd. and Consolidated Subsidiaries  
For the years ended March 31

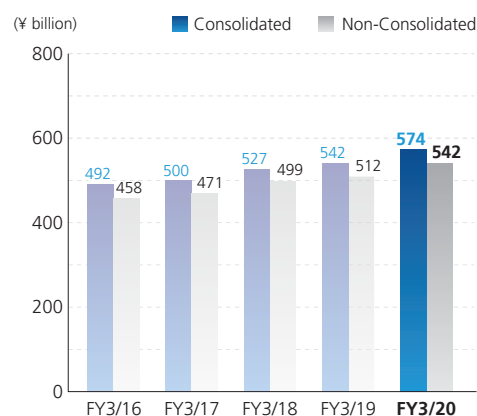
	Millions of yen		Thousands of U.S. dollars
	2019	2020	2020
Net sales	¥541,949	<b>¥573,843</b>	<b>\$5,272,834</b>
Total assets	383,840	<b>428,875</b>	<b>3,940,781</b>
Net assets excluding non-controlling interests	126,517	<b>141,175</b>	<b>1,297,204</b>
Ordinary income	26,569	<b>32,546</b>	<b>299,052</b>
Income before income taxes	26,560	<b>32,455</b>	<b>298,220</b>
Net income attributable to owners of parent	18,899	<b>23,353</b>	<b>214,580</b>
Cash dividends	5,430	<b>6,859</b>	<b>63,028</b>
Per share of common stock:	Yen		U.S. dollars
Net assets excluding non-controlling interests	¥443.36	<b>¥494.70</b>	<b>\$4.55</b>
Net income attributable to owners of parent	66.22	<b>81.83</b>	<b>0.75</b>
Cash dividends	19.00	<b>24.00</b>	<b>0.22</b>

Note: Figures in U.S. dollars are converted for convenience only, at the rate of ¥108.83 per U.S.\$1, prevailing on March 31, 2020.

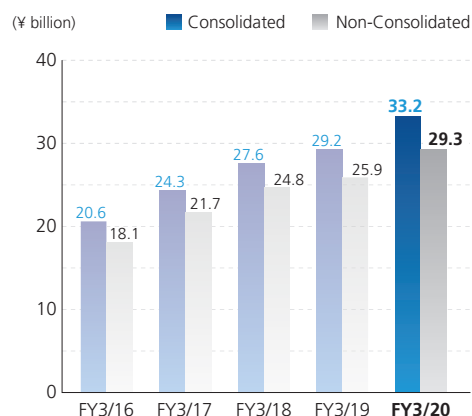
## Orders Received



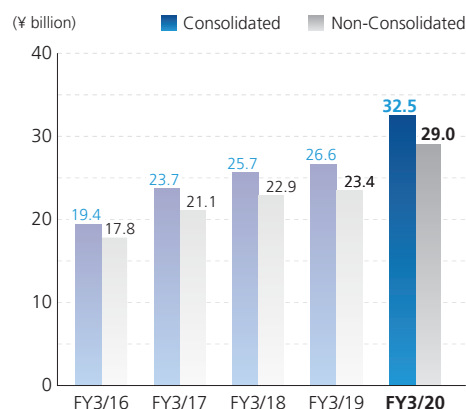
## Net Sales



## Operating Income



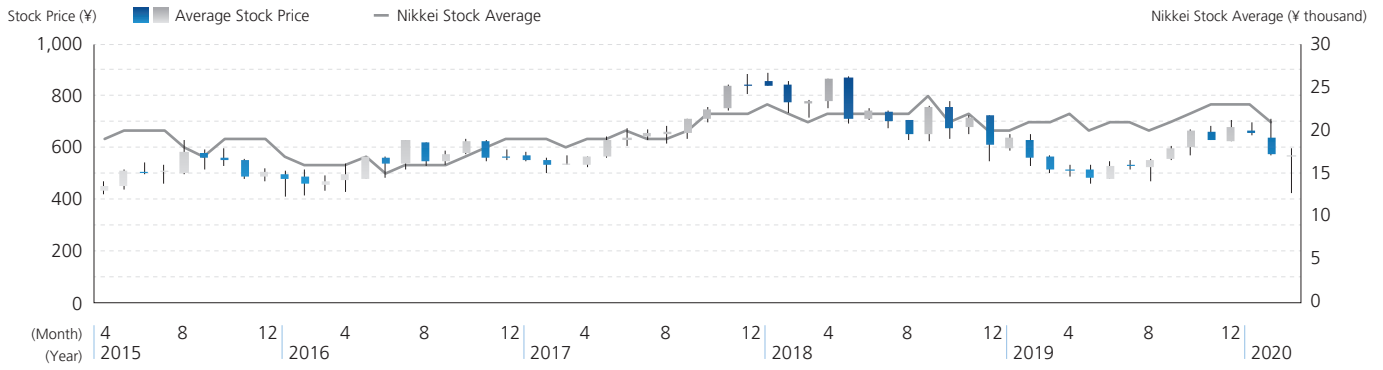
## Ordinary Income



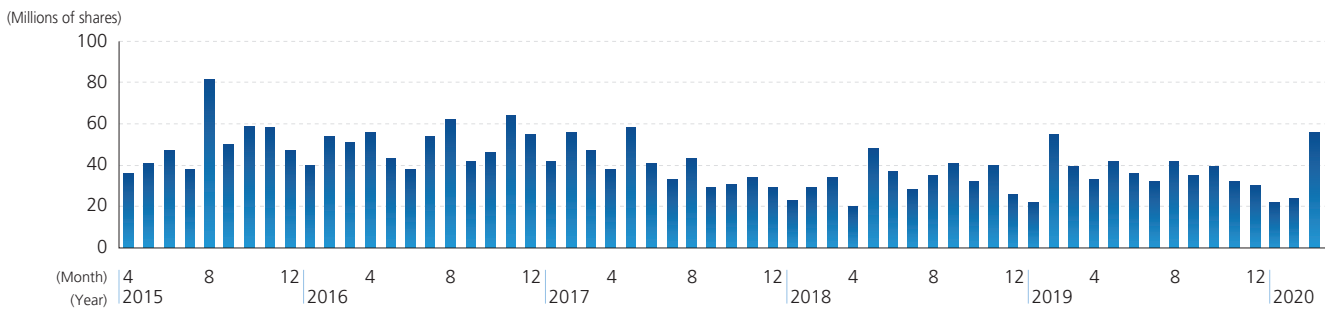
## Disclaimer

The information contained in this annual report concerning Penta-Ocean Construction Co., Ltd.'s forward-looking statements and management plans are based on information available to the company at the time that it was created. Please note that actual results may differ from the forecasts indicated here due to a variety of future factors.

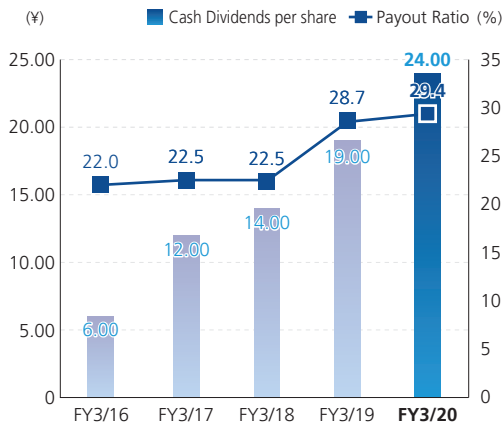
### Stock Price Range



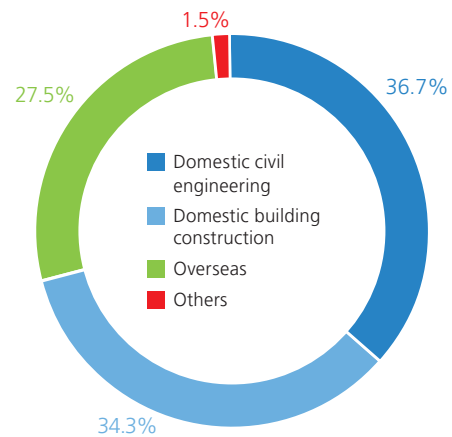
### Trading Volume



### Cash Dividends per Share and Payout Ratio



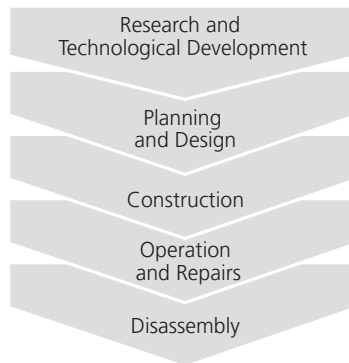
### Sales by Segments



### Business Activities and Environmental Burden

#### INPUT\*1

Power (kWh)*2	49,951,000
Light oil (kL)	68,854
Heavy oil (kL)	30,180
Kerosene (kL)*2	230
Concrete (t)	2,870,000
Asphalt concrete (t)	95,000
Rubble (m <sup>3</sup> )	1,013,000
Earth and sand (m <sup>3</sup> )	19,340,000
Water (m <sup>3</sup> )	1,101,000



#### OUTPUT

Amount of CO <sub>2</sub> emissions (t-CO <sub>2</sub> )*1	402,000
Amount of construction waste (t)	442,000
Final disposal rate (%)	2.7
Recycling rate (%)	97.3
Amount of soil generated from construction (m <sup>3</sup> )	632,000

\*1 Including the international business from FY3/20  
\*2 Site + office combined number

