

# CONSOLIDATED FINANCIAL HIGHLIGHTS

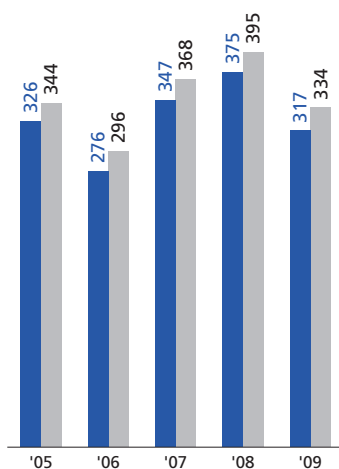
Penta-Ocean Construction Co., Ltd. and Consolidated Subsidiaries  
For the years ended March 31, 2008 and 2009

|   | Millions of yen |                 | Thousands of U.S. dollars |
|---|-----------------|-----------------|---------------------------|
|   | 2008            | 2009            | 2009                      |
| Order Received .....                                    | ¥395,083        | <b>¥334,236</b> | <b>\$3,402,586</b>        |
| Net Sales .....   | 352,809         | <b>398,486</b>  | <b>4,056,660</b>          |
| Contract Backlog .....                                  | 481,870         | <b>411,536</b>  | <b>4,189,513</b>          |
| Total Assets .....                                      | 340,233         | <b>339,587</b>  | <b>3,457,062</b>          |
| Total Net Assets .....                                  | 53,851          | <b>53,827</b>   | <b>547,969</b>            |
| Ordinary Income .....                                   | 5,097           | <b>7,073</b>    | <b>72,009</b>             |
| Income before Income Taxes and Minority Interests ..... | 4,328           | <b>330</b>      | <b>3,359</b>              |
| Net Income (Loss) .....                                 | 2,571           | <b>(3,337)</b>  | <b>(33,972)</b>           |
| Cash Dividends .....                                    | —               | —               | —                         |
| Per share of common stock                               | Yen             |                 | U.S. dollars              |
| Total Net Assets .....                                  | ¥219.19         | <b>¥212.43</b>  | <b>\$2.19</b>             |
| Net Income (Loss) .....                                 | 10.46           | <b>(13.58)</b>  | <b>(0.14)</b>             |
| Cash Dividends .....                                    | —               | —               | —                         |

Note: Figures in U.S. dollars are converted for convenience only, at the rate of ¥98.23 per U.S.\$1, prevailing on March 31, 2009.  
(Only figures for Construction Orders Received)

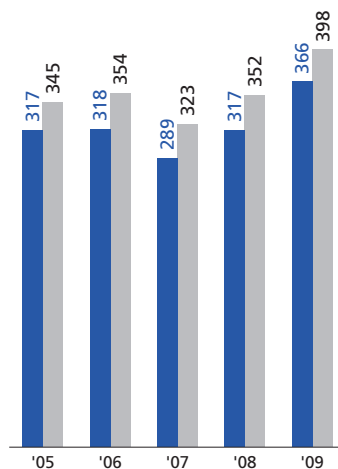
## Orders Received

Billions of yen



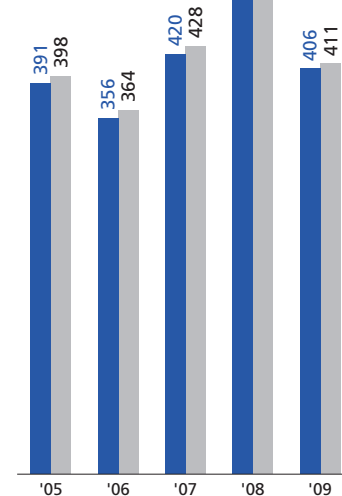
## Net Sales

Billions of yen



## Contract Backlog

Billions of yen



■ Non-Consolidated ■ Consolidated